



Chainstitch

Otago Embroiderers' Guild Inc

June 2017

COMMITTEE for 2017

| | |
|-----------------------|-----------------------------|
| President | Brenda Burton |
| Secretary | Sue Lucas |
| Treasurer | Jane Carroll |
| Past President | Sharon Evans |
| Catering | Barbara McCabe/Sharon Evans |
| Chainstitch | Julie Farquhar |
| Hostess | Mary Flaherty |
| Library | Erin Wheeler/ Vicki Miller |
| Programme | Nicky Van de Jagt |
| Raffles | Nicky Van de Jagt |
| Treasure Chest | Shelley Scoular |
| Website | Shelley Scoular/Sue Lucas |
| Welfare | Brenda Burton |

ROSTER 25 May

| | |
|-----------------------|-----------------|
| Catering | Jill Davidson |
| Hostess | Lea Boag |
| Library | Eleanor Brown |
| Raffles | Margaret Cotton |
| Treasure Chest | Julie Farquhar |

NEXT MEETING

Leith Bowling Club, 2 Duke St, Woodhaugh
Saturday 24 June 2017 - Library at 9.45am - Meeting at 12.00pm

THURSDAY MORNING WORKSHOP

Senior Citizens Rooms, Lower Octagon 9.30am – 11.45am
Cost: \$1 tea Full membership is required to attend workshop.

PRESIDENT'S NOTE

Hello everyone,

As I write this it is snowing hard and I am glad of the roaring fire. Guess it's a day for stitching!

Last meeting we had Claire Orbell talking about the sampler collection in Toitu. Her talk was so good we ran out of time for stitch station! Thank you, Claire, for your interesting presentation, which was much enjoyed from the comments I received.

Mayday was a great success in spite of the awful weather. We had guests from Ashburton and Maniatoto, to Invercargill. The classes were well received as were the merchant's stalls. We are lucky to have them make the considerable effort it takes to attend such days. I think I can say a good day was had by all!

The following weekend about 17 of us travelled to Oamaru for their friendship day. If you haven't been to one of these put it on your calendar for next year! This year featured an auction which caused great hilarity as we bid for items we probably really didn't want! Prices started at 50c. All good fun and their funds benefited. As usual there was a delicious afternoon tea and lots of chat.

Last weekend the committee had a working bee in the store room/ library and I thank the members for their efforts. As a result we will be having a table of "help yourself and don't bring back" at the next few meetings.

For those of you helping with children's classes, there are a few boxes in the library with things you may find useful. Please ask the librarians and use what you can. We also have some other threads for sale which are not going to be put in general sale as they are new. Please bring your numbers if there are specific DMC threads you need.

We are going to have a suggestion box in the library for anyone to make suggestions for purchases. Please write clear title/author and perhaps a note about why you think the book would be particularly good for us to have on our shelves. On that note, if anyone is taking out a new book we would be pleased to have a brief review to go in Chainstitch. (Julie would be delighted to have your comments).

A request for sponsorship of prizes at the biennial conference has been received. The committee voted to donate \$500 which we understand is what larger guilds contribute. We are mindful that it will be our turn to host again in the not too distant future and it will be us asking for such sponsorship. The competition categories for 2018 are available so please get stitching!

Thursday evening group meet for the second time and I think it's being enjoyed by all. Please see Mary if you would still like to be included.

Next meeting sees the start of soup for lunch. Please remember to bring your gold coin for this - a \$2 one would be most appreciated!

Look forward to seeing everyone on the 24th.
Keep warm and carry on stitching!!!

Brenda



In memory

Rae Read 1918 - 2017

Otago Embroiderers Guild Life Member



Rae was a very talented embroiderer and generous member of the Otago Embroiderers Guild, gaining her City and Guilds qualification in 1973 and the role of President in 1975 -1976. Rae was made a Life Member in 1994.

Rae taught for the Guild and the OEG Annual Wanaka Embroidery School for many years, there wasn't any technique that she could not do. Workshop started in 1971. Rae made her home available on Saturdays, for those who could not attend during week days. A group of ladies met at Rae's home every Monday afternoon to work on their embroidery and this continued until Rae was in her 90's.

Rae's knowledge was extensive and we all enjoyed learning from her.

Marion McLean.

Embroidery by Rae



PROGRAMME

SATURDAY 24 June 2017

Programme

* **BISCOHEXI WITH SHARON EVANS**

PLEASE NOTE: This class is being taught until 12.30 pm only



Requirements


Threads

DMC Stranded (plain or variegated); Metallic; Rayon; Silks; etc. Decide on a colour pallet and build your threads around that. I used one colour of stranded DMC thread. But it is a great opportunity to use threads you have in your stash, or threads you are saving for that special moment.

- **30 cm x 50 cm Cordova canvas**
(either painted with acrylic paints the colour you wish, or can be painted at start of class)
- 30 cm x 50 cm Cotton fabric (used for backing - you may wish to have a similar colour to the canvas).
- 30 cm x 50 cm Bonding material (e.g. Bondaweb; Vliesafix etc).
- Beads; sequins; buttons; anything to give bling!
- Colours to compliment threads.
- **Sewing Kit** – Tapestry needles (24/26s).
- **Scissors**

Requirements in bold are all you need to bring to class.

* **DESIGN 1 – NICKI VAN DER JAGT**



Requirements

- Please bring a visual diary for your design work
- Any favourite/inspirational item to work with for design and development
- Pens and pencils

* **MOUSE WITH EMBROIDERED JACKET – JENNY MADILL**

NOTE: If there is anyone wanting to make the wee mouse, **who didn't sign the list** at last meeting, email Jenny at madnel@vodafone.co.nz. This will assist on how many kits to make.



Requirements

- Threads and sewing kits
- \$5 for felt

* SCHWALM HEART - SUE LUCAS

This small Schwalm piece contains, coral stitch, eyelets, satin stitch and a drawn and pulled thread filling pattern.

It will be finished as a small bag.

The size of the linen includes all of the fabric to make it into a bag, You will need to supply the lining for the bag yourself. Traditionally, Schwalm is worked on 36 count or higher linen.

You may choose to work yours on a lower count linen (eg 28, 32 count) but this will make the filling stitch diamonds larger.

Sue can provide a small pack with 36 count linen and cotton a broder for you on the day. **Please let Sue know by Friday 22nd June if you require a pack.**


The pack includes Cotton a Broder threads, hemmed linen, teaching notes. \$13.00 in total.

Requirements

- *36 Count White Linen 9 1/2" x 8"
- *Cotton a Broder White - #16, #20, #30
- Small hoop 4" or 6"
- Size 24 Tapestry needle
- Wash away blue pen (e.g. Clover) if you have one

* STITCH STATION

* CHILDRENS CLASS WITH BELINDA MCMILLAN



NOTICES

SOUTHERN REGIONAL EXHIBITION 28 October – 4 November 2017



SOUTHERN REGIONAL EXHIBITION

H.D. Skinner Annex, Otago Museum

361 Great King Street, Dunedin

28th October – 4th November 2017

The Otago Embroiderers' Guild is hosting the 2017 Southern Regional Embroidery Exhibition. This is a biennial event with embroidery from the Guilds in the Southland and Otago regions on display, featuring both traditional and contemporary works.

Categories:

| | |
|-------------------|---|
| Ivy Pollard Award | Paua and Pearls |
| Miss Moran Award | New Zealand Themed Embroidered Bag (Traditional) |
| Miniature | Kiwiana theme – maximum size of 15cm x 15cm excluding the frame |
| Contemporary | A walk through a New Zealand garden |
| 3 Dimensional | New Zealand Native Creepy Crawlies – maximum size 30x30x30cms |
| Open | Anything Goes! |
| Children's | Own Choice |

There will also be awards for:

Judges - Best in Show
First time Entrant
Viewer's Choice

Information, conditions of entry and entry forms will be emailed out to the OEG members and participating Guilds by Sue Lucas, OEG Secretary.

NOTICES continued

Threads

There will be DMC threads for sale at .50c at the 24 June meeting. If you would like to purchase some threads, please see Erin or Vicki in the library. Please have the numbers of the threads that you require ready.

Giveaway items table

At the 24 June meeting there will be items that are not needed for Treasure Chest. Please feel welcome to help yourself.

Raffle – Southern Regional Exhibition

Our raffle at the Southern Regional Exhibition will be embroidered decorations on a Christmas tree and ask that members provide an item to fill the tree. We are requesting that the decorations be no larger **than 10 cm square** on a **cream background**. We will need to have these by Friday 20 October.

Library books

We have approved some funding for the purchase of new books. Please see Erin or Vicki with your suggestions.

SUBSCRIPTIONS 2017

Subscriptions can be paid to the Treasurer, Jane Carroll, by cheque in an envelope with your **name on it** **OR** online. Please see Jane for details. Forms, if needed, can be picked up from Jane.

| | |
|------------------------|---|
| Full annual membership | \$60 (\$55 if paid by 31 March 2017) |
| Country membership | \$45 (\$40 if paid by 31 March 2017) |
| Associate Membership | \$30 must be current member of another Guild. State associated Guild on form. |
| Student Membership | \$20 if aged between 13-18 years \$2/session, if aged 5-12 years |

Reference = (membership type) full, country, associate or student

Of interest...

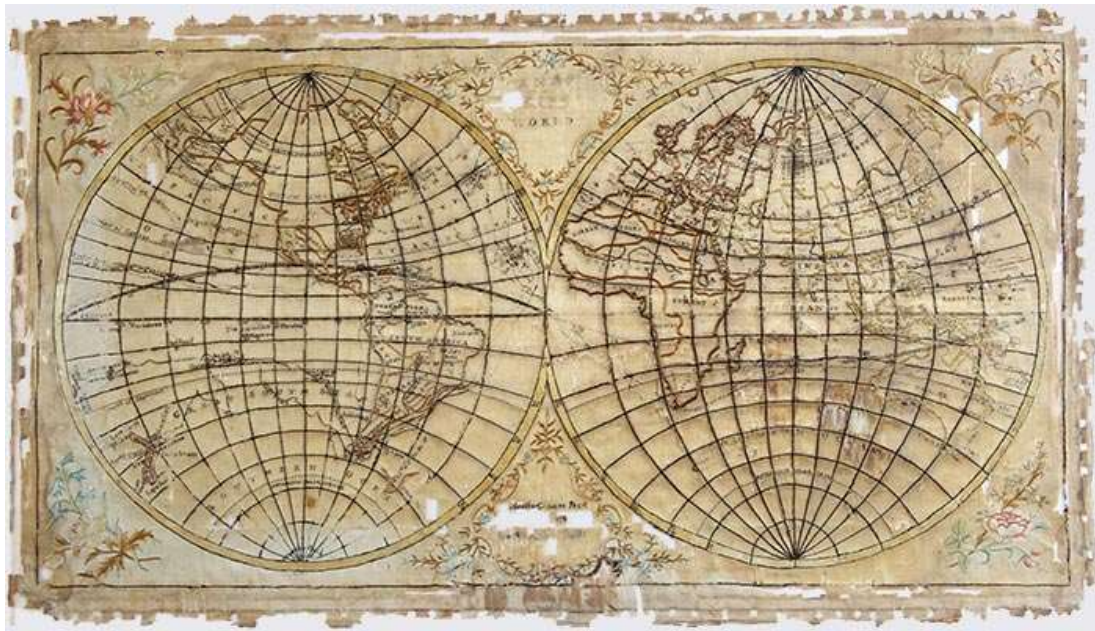
<http://www.aucklandmuseum.com/about-us/blog/2014/embroidered-map-includes-early-attempt-at-te-reo>

Embroidered map tracks Cook's voyage and shows early attempts at Te Reo

BY VIVIEN CAUGHLEY AND TESSA SMALLWOOD

FRIDAY, 5 DECEMBER 2014

While researching her new book, Vivien Caughley discovered a remarkable embroidered sampler held in a private collection in the United States. We investigate what a sampler is and how this one came to be part of the Auckland Museum collection.



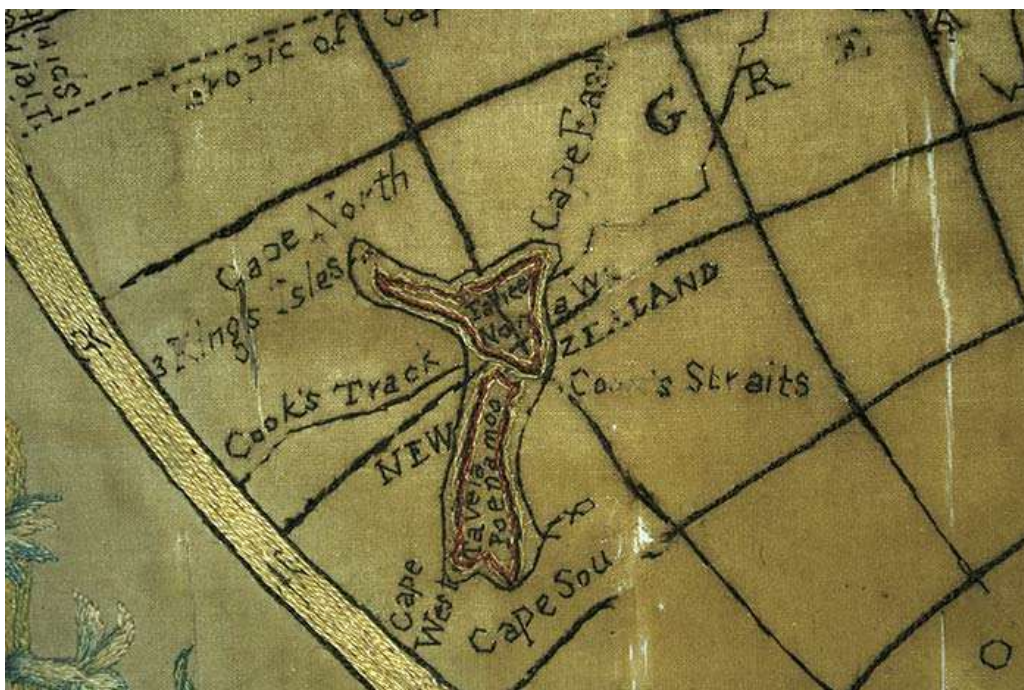
The Martha Gibbons sampler.

© Auckland War Memorial Museum - Tāmaki Paenga Hira.

A sampler is a piece of embroidered cloth displaying a stitched pattern, often the alphabet and numerals, pictures or stitched techniques. Samplers were popular in England and Europe after about 1600, and were often made to record and commemorate family and civic events, as well as scholastic achievements.

While many samplers were made as part of domestic life, some, such as map samplers, were commissioned commercially to commemorate local, national and international events.

A depiction of the New World in 1784



The sampler provides the earliest-known attempt at Te Reo, the Māori language, as recorded by an English-speaking woman.

Image courtesy of David Bateman Ltd.

Stitched by English woman Martha Gibbons in 1784, this map sampler depicts the cartography of the New World, the tracks of Captain James Cook's Endeavour through the Pacific, and contains what is currently the earliest-known surviving stitched record of the Māori language as recorded by Cook.

Author of the book New Zealand's Historic Samplers: Our Stitched Stories, Vivien Caughley discovered its existence in 2010 while she was researching samplers that commemorated Cook's discoveries. This beautifully crafted example reveals one Englishwoman's artistically-interpreted world and it includes Cook's attempt at the Māori language.

Contacts

Secretary Guild email: otago.guild@gmail.com

Website: www.oeg.org.nz

Guild Address: Otago Embroiderers' Guild
P.O.Box 5732
DUNEDIN 9058

If you would like to share information with OEG members via Chainstitch
please email Julie at pjfarquhar@gmail.com

REMEMBER TO CHECK OUR WEBSITE oeg.org.nz